

FLOORING ACCESSORIES

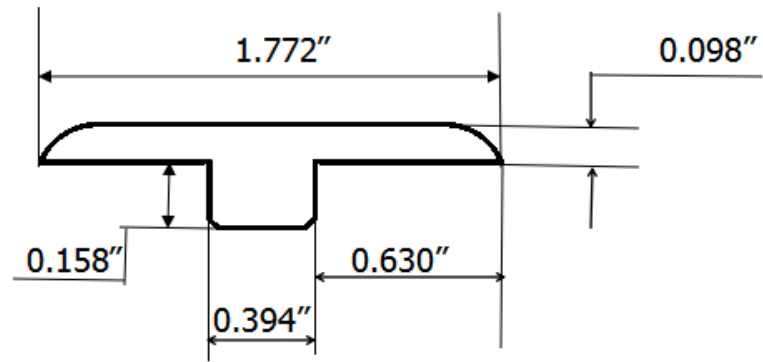
TRANSITIONS

1. T-molding
2. Reducer
3. Stair Nose
4. Full Step Stair Tread
5. Quarter Round

**Introduction & Installation Method
2024**

T-molding

T-molding

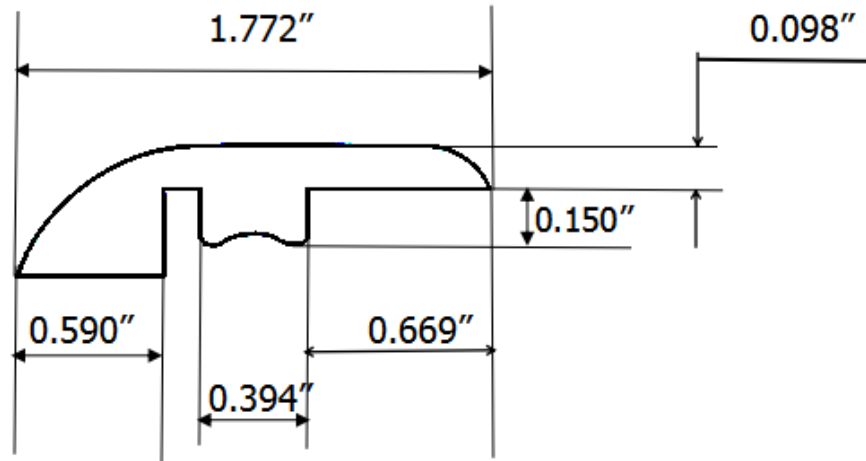


T-molding serves to cover the expansion gaps needed in a floating floor installation by bridging the space between two even surfaces. The low profile height and width bring a polished look to the job. They are highly wear resistant and 100% waterproof.



Reducer

Reducer

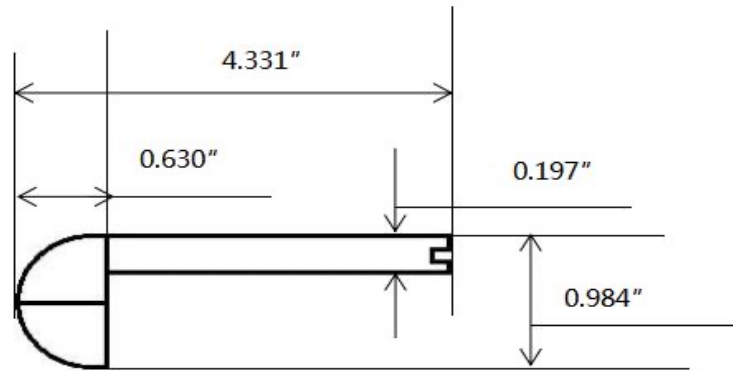


Reducer is the solution in locations where flooring of different heights meet together and a gentle slope is needed to bridge the two surfaces. 100% waterproof PVC construction.




Stair Nose

Flush Stair Nose:




Stair Nose is 100% waterproof, can be installed either as an overlay or flush mounted. This versatile finished edge stair nose provides a solution for most staircase applications. The surface coating is made from reinforced polyurethane so the stairs continue to be eye catching for years to come.



Full Step Stair Tread

Available for GV/SU/PM/PA/AR/CC/SC,
and PR wood emboss

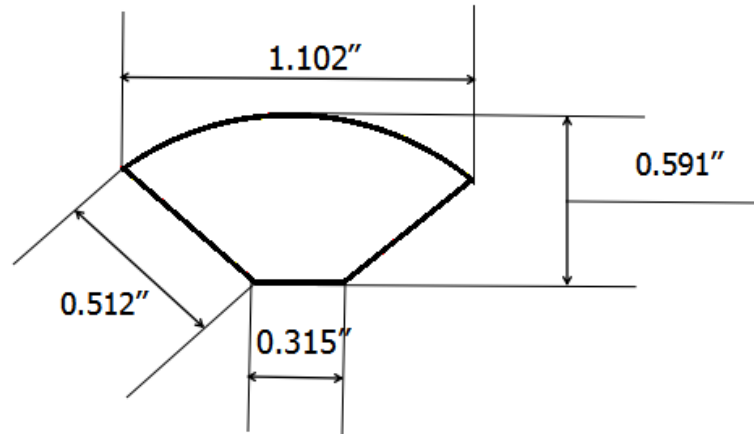


Full Step Stair Tread is an innovative, all-in-one integrated stair tread and nose, crafted from actual rigid vinyl planks. It features a straightforward, user-friendly installation, completing your stairs as a full step while providing a perfect match & natural look to the original flooring material.

Solid Stair Tread is available now for GV/SU/PM/PA/AR/CC/SC and PR wood emboss.

Quarter Round

Quarter Round



Quarter Round ends at either a joint, a corner, or a door jamb. Quarter round will always be cut at an angle, usually 45 degrees. Line up the longer piece of quarter round up against the wall where it will go.

Spin your end cap so that the flat cut is up against the wall, the angle cut is against the other piece of quarter round, and the finished side is visible.

